



Winget Syncro Fine Wire Drawing Machines

Features Bulletin 2


Pullblocks

Alternatives for A, AG, B and BG type machines

(a) *High grade steel* This can be easily reground to maintain the correct machine drafting.

(b) *Steel - hard chromium plated* These are generally preferred when drawing coated copper wires.

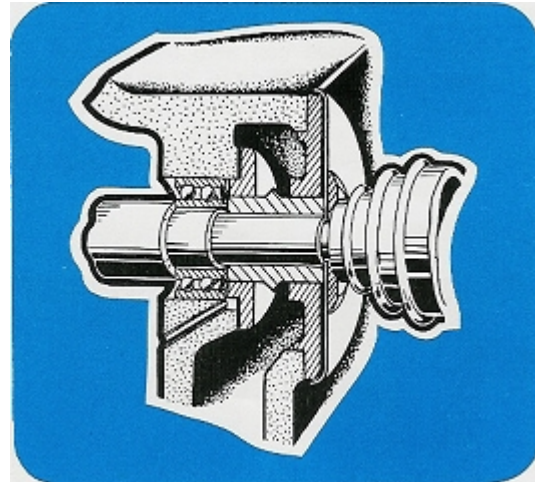
(c) *Ceramic* Although more expensive, little wear takes place which means pullblock diameters are maintained. This retains the minimum slip conditions and reduces die maintenance.



'Soluvvoid'

Standard for A, AG, B and BG type machines


On high speed fine wire drawing machines the problem has always existed of ensuring that the wire drawing solution and lubrication oil do not intermix. Our machines are designed with a SOLUVOID which is an entirely separate chamber between the drawing and transmission compartments. If leakage takes place it is passed to drain.



Wire tension control

Standard for A, AG, B and BG type machines

This feature enables the operator to adjust the wire tension between the capstan and spooler during operation. This is achieved by varying the length of wire in contact with the capstan.



Drives

Standard for A, AG, B and BG type machines

Two types can be specified:

1. Squirrel cage motor with direct on line starter. An hydraulic coupling fitted to the motor provides smooth machine acceleration.
2. AC slip ring motor with saturable core reactor control. This gives linear acceleration up to 85%. When used with our A, B and BE.500, linear deceleration can also be achieved.

Speed change

To obtain the different speeds available on the machines change-pulleys are used. As an alternative a change speed gearbox can be supplied.

Jog pedal

Standard for A, AG, B and BG type machines

A foot operated jog pedal gives the operator use of both hands for stringing purposes.

Reciprocating die holders

Standard for A, AG, B and BG type machines.

The wire is slowly traversed across the face of the pullblock to equalise surface wear (see illustration under 'Pullblocks').



Wire drawing solution

Standard for A, AG, B and BG type machines


All machines are designed for connection to a central solution system and are not supplied with storage tanks or pumps unless specifically requested.

Solution piping inside the machine ensures that the solution is directed into the nose of all the dies and on to all drawing blocks. This system has been designed to overcome the build-up of copper dust in the entry of the dies together with cavitation that normally takes place on high speed machines employing fully immersed drawing cones.

Coiler block

Alternative equipment on A, AG, B and BG type machines

These machines can also be supplied with a coiler block in addition to, or as an alternative to spooling giving the added advantage of collecting the finished product in coil form. The maximum speed when coiling is 5,000 feet per minute (25.4 mps).



Broken wire switch

Standard for A, AG, B and BG type machines

All machines are fitted with a broken wire switch which automatically stops the machine in the event of a wire break.

Disclaimer

Whilst we have endeavoured to ensure that the information contained herein is accurate, Winget Syncro and Beaumont Machinery do not accept responsibility for any errors or omissions. This specification is subject to amendment. [WS FB2](#)